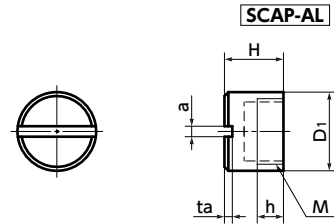
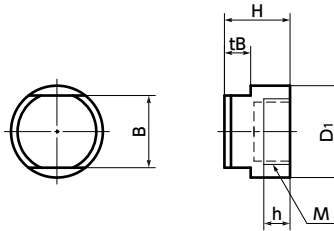


SCAP/SNCPS Cover Caps / Socket Head Cap Screws for Cover Caps

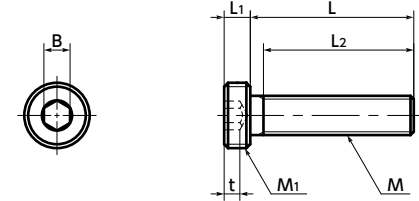
SUS Stainless steel Vacuum Cleanroom wash & packaging



SCAP-AL



SCAP-CE



SNCPS



SCAP-CE

SNCPS

- Combine **SCAP** Cover Cap and **SNCPS** Socket Head Cap Screw for Cover Cap.
- These caps prevent the corrosion of screw heads due to vacuum chamber processing gas and plasma.
- SCAP** has 2 material types as standard.
 - SCAP-AL** — Aluminum alloy
 - SCAP-CE** — Ceramic
- The screw connection section is made of stainless steel, so this product has a higher tightening strength than aluminum or ceramic screws.
- Cleanroom wash and cleanroom packing are completed. → P.xxxx
- Other requested materials such as Inconel*1 and Hastelloy*1 can be used for Cover Caps.
 - *1: Inconel is a registered trademark of Special Metals Corporation.
 - *1: Hastelloy is a registered trademark of Haynes International, Inc.

Material/Finish



	SCAP-AL Cover Caps	SCAP-CE Cover Caps	SNCPS Cap Screws
Main Body	A5056	Al ₂ O ₃ (99.5% Alumina)	SUSXM7 (Equivalent to SUS304)
Strength Class			A2-50

Application

Film formation equipment, etching devices, FPD production equipment, and semiconductor devices

SCAP-AL Cover Caps : Aluminum Alloy (A5056)

Unit : mm

Part Number 1	M (Fine)		H	D ₁	h	a	ta	Recommendation Torque (N·m)	SNCPS Part.No	Mass (g)
	Nominal of Thread	Pitch								
SCAP-3-AL	M5	0.5	5	7	2	0.8	0.6	0.1	SNCPS-M3	0.4
SCAP-4-AL	M6	0.75	7	8	2.8	1.2	1	0.15	SNCPS-M4	0.6
SCAP-5-AL	M8	0.75	8	10	3.5	1.2	1	0.3	SNCPS-M5	1
SCAP-6-AL	M10	0.75	9	12	4	1.6	1.2	0.4	SNCPS-M6	1.5
SCAP-8-AL	M12	1	11	14	5	2	1.8	0.6	SNCPS-M8	2.3
SCAP-10-AL	M16	1	12	18	6	2.5	2	0.8	SNCPS-M10	3.7

SCAP-CE Cover Caps : Ceramic (Al₂O₃)

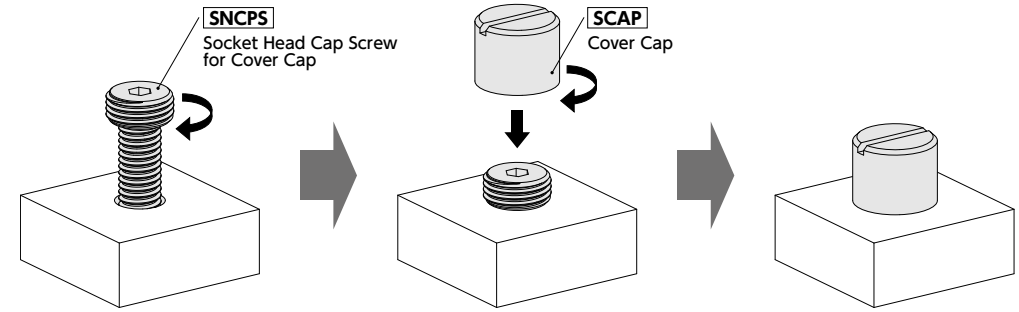
Unit : mm

Part Number 1	M (Fine)		H	D ₁	h	B	tB	Recommendation Torque (N·m)	SNCPS Part.No	Mass (g)
	Nominal of Thread	Pitch								
SCAP-3-CE	M5	0.5	6	9	2	7	3	0.1	SNCPS-M3	1.2
SCAP-4-CE	M6	0.75	8	10	2.8	8	3	0.15	SNCPS-M4	2
SCAP-5-CE	M8	0.75	9	12	3.5	9	3	0.3	SNCPS-M5	3
SCAP-6-CE	M10	0.75	10	14	4	11	4	0.4	SNCPS-M6	4.3
SCAP-8-CE	M12	1	11	16	5	13	4	0.6	SNCPS-M8	5.8
SCAP-10-CE	M16	1	12	20	6	17	4	0.8	SNCPS-M10	9.2

Individual Sales → P.xxxx	Cleanroom Wash & Packaging → P.xxxx	Screw Length Adjustment → P.xxxx	Vibration Resistant → P.xxxx	Modification process for captive use → P.xxxx
1 piece in 1 pack	Cleanroom washed and packed	S.S. only/ Add'l charge	Not Available	Not Available

Usage

After tightening **SNCPS** Socket Head Cap Screw for Cover Cap, assemble **SCAP** Cover Cap so that it covers the head of **SNCPS**.
Ensure that the tightening torque of **SCAP** does not exceed the recommendation torque in the chart.



Precautions for Use

Corrosion resistance changes depending on use conditions. Always carry out tests under conditions same as actual conditions before use.

SNCPS Socket Head Cap Screw for Cover Cap

Unit : mm

Part Number 2	M (Coarse)		L 3	M (Fine)		L ₁	B	t	L ₂ *1	SCAP Part.No	Mass (g)
	Nominal of Thread	Pitch		Nominal of Thread	Pitch						
SNCPS-M3	M3	0.5	6 8 10 12	M3	0.5	2	2	1.5	Full Thread	SCAP-3	0.53 - 0.78
SNCPS-M4	M4	0.7	8 10 12 16	M4	0.7	2.8	2.5	2.3	Full Thread	SCAP-4	1.3 - 1.9
SNCPS-M5	M5	0.8	10 12 16 20	M5	0.8	3.5	3	2.7	Full Thread	SCAP-5	2 - 3.3
SNCPS-M6	M6	1	12 16 20 25	M6	1	4	4	3	Full Thread	SCAP-6	3.8 - 6.4
SNCPS-M8	M8	1.25	16 20 25 30 35	M8	1.25	5	5	3.8	22(L=35)	SCAP-8	9 - 16
SNCPS-M10	M10	1.5	20 25 30 35 40	M10	1.5	6	6	4.5	26(L=40)	SCAP-10	17 - 27

*1: If the "L" value is other than the value in parentheses, the screw is full thread.

Part number specification

SCAP-6-AL **SCAP** Cover Cap

SNCPS-M6-20 **SNCPS** Cap Screw for Cover Cap

Related Products

SCAP-PT Cover Cap made of PTFE (Polytetrafluoroethylene), which has excellent chemical resistance, is available.



→ P.xxxx

Batch cleanroom packing is provided for orders containing multiple items of the same size.
Order the **SCAP** and **SNCPS** individually.