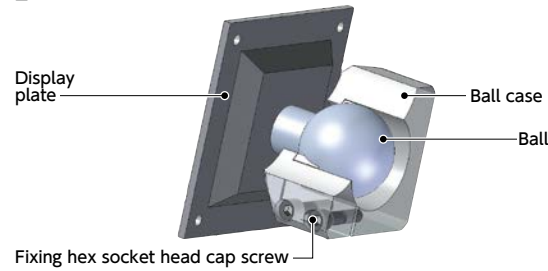
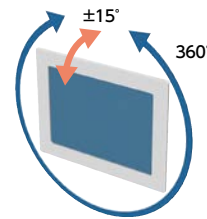


Structure



- The display can be tilted by $\pm 15^\circ$ to any direction over 360°. The display can also be rotated.



- By tightening the fixing hex socket head cap screw, securely retain the angle after adjustment.
- Three types of Mounting System for Display® are available for different types of mounting surfaces.



For aluminum frame /

For wall panel and sheet metal — **DFK-AF**

For aluminum frame end surface mounting — **DFK-AA**

For Round Pipe — **DFK-PB**

Application

Machine tool / Medical equipment / FPD production device / Semiconductor manufacturing device / Packing machine / Food machinery

Material/Finish



	DFK-AF	DFK-AA / DFK-PB
Display Plate	SPHC Electrostatic Coating	
Ball Case	A6063 Anodized	
Ball	S45C Trivalent Chromate Treatment	
Fixing Hex Socket Head Cap Screw (M5×16mm)	SCM435 Ferrosulfuric Oxide Film	
Fixing Plate	SS400 Electrostatic Coating	—
Bracket	—	A6063 Anodized

Part number specification

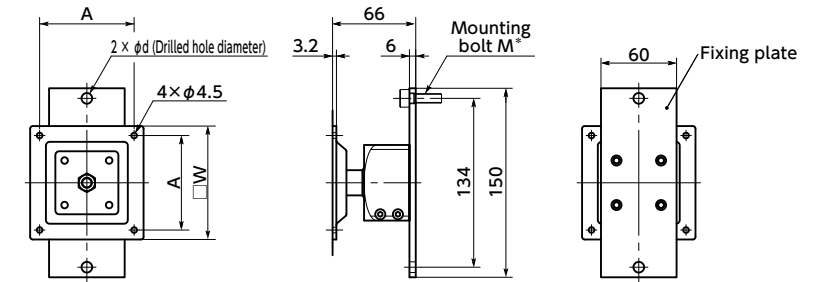
DFK-75-AA-40

Product Code **1** **2** **3**

Example of part number: DFK-100-AF-M8 / DFK-75-PB-40

- For aluminum frame / For wall panel and sheet metal

DFK-AF



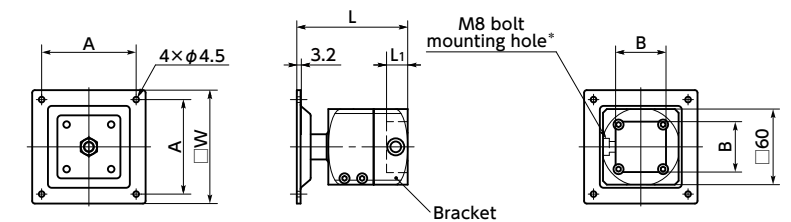
Unit : mm

Part Number	A 1	M* ¹ (d) 3					W	Max. Load Weight (kg)	Mass (g)
DFK-75-AF-**	75	M4 (5)	M5 (6)	M6 (7)	M8 (9)	90	10	1130	
DFK-100-AF-**	100	M4 (5)	M5 (6)	M6 (7)	M8 (9)	115	10	1230	

*1: Mounting bolts are not supplied.

- For aluminum frame end surface mounting

DFK-AA



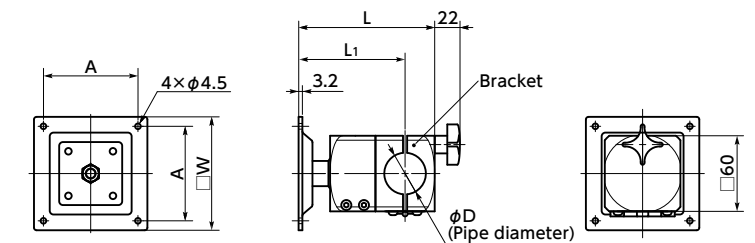
Unit : mm

Part Number	A 1	B 3	W	L ₁	L	Max. Load Weight (kg)	Mass (g)
DFK-75-AA-40	75	40	90	17	87	10	900
DFK-100-AA-40	100	40	115	17	87	10	1000

*1: Hex socket low head bolts (M8 × 16 mm) are provided.

- For Round Pipe

DFK-PB



Unit : mm

Part Number	A 1	D 3				W	L ₁	L	Max. Load Weight (kg)	Mass (g)
DFK-75-PB-**	75	28	30	34	90	84	108	10	1010 - 1050	
		40	42.7	34	90	88	116	10	1000 - 1030	
DFK-100-PB-**	100	28	30	34	115	84	108	10	1110 - 1150	
		40	42.7	34	115	88	116	10	1100 - 1130	

* Fixing rubber sheet is attached.