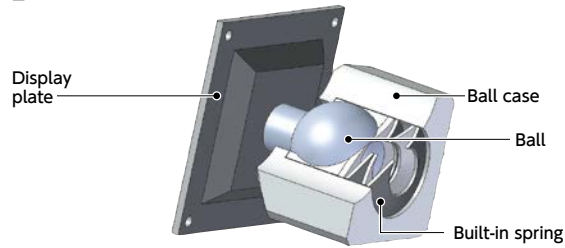


DFT Display Mounting Systems - 360° Rotation Type - Spring Retention

Aluminum frame mount
wall/panel Mount
Aluminum frame edge mount
Pipe
Comply with VESA standard

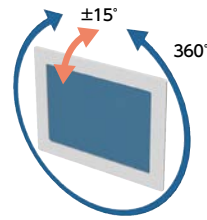
Structure



Retention torque ◀1

Product Code	Retention Torque	Reference Force
DFTH	20 N·m	Even in an environment subject to vibration, etc., the display is unlikely to deviate.
DFTM	15 N·m	Middle of low torque type and high torque type.
DFTL	10 N·m	Can move with torque equivalent to that for household / office PC displays.

- The display can be tilted by $\pm 15^\circ$ to any direction over 360°. The display can also be rotated.



- The built-in spring serves to retain the display. Tightening after adjustment is not necessary.
- Three types of Mounting System for Display® are available for different types of mounting surfaces.

◀3

For aluminum frame /

For wall panel and sheet metal — DFT-AF

For aluminum frame end surface mounting — DFT-AA

For Round Pipe — DFT-PB

Application

Machine tool / Medical equipment / FPD production device / Semiconductor manufacturing device / Packing machine / Food machinery

Material/Finish



	DFT-AF	DFT-AA / DFT-PB
Display Plate	SPHC Electrostatic Coating	
Ball Case	A6063 Anodized	
Ball	S45C Trivalent Chromate Treatment	
Built-in Spring	Spring Steel	
Fixing Plate	SS400 Electrostatic Coating	—
Bracket	—	A6063 Anodized

Part number specification

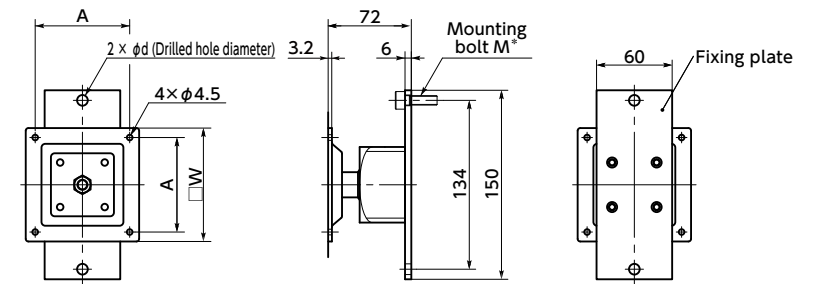
DFT M-75-AA-40

Product Code ◀1 ◀2 ◀3 ◀4

Example of part number: DFTL-100-AF-M8 / DFTH-75-PB-40

- For aluminum frame / For wall panel and sheet metal

DFT-AF



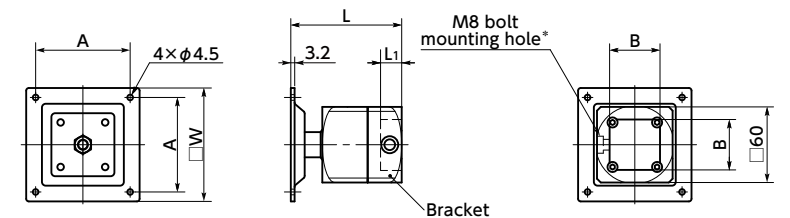
Unit : mm

Part Number	A ◀2	M* ¹ (d) ◀4					W	Max. Load Weight (kg)	Mass (g)
DFT*-75-AF-**	75	M4 (5)	M5 (6)	M6 (7)	M8 (9)	90	10	1300	
DFT*-100-AF-**	100	M4 (5)	M5 (6)	M6 (7)	M8 (9)	115	10	1400	

*1 : Mounting bolts are not supplied.

- For aluminum frame end surface mounting

DFT-AA



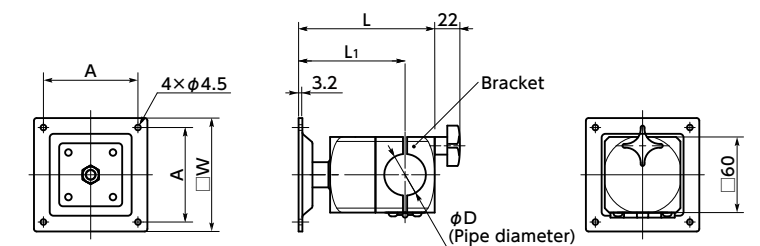
Unit : mm

Part Number	A ◀2	B ◀4	W	L1	L	Max. Load Weight (kg)	Mass (g)
DFT*-75-AA-40	75	40	90	17	93	10	1070
DFT*-100-AA-40	100	40	115	17	93	10	1170

*1 : Hex socket low head bolts (M8 x 16 mm) are provided.

- For Round Pipe

DFT-PB



Unit : mm

Part Number	A ◀2	D ◀4				W	L1	L	Max. Load Weight (kg)	Mass (g)
DFT*-75-PB-**	75	28	30	34	90	90	114	10	1210 - 1220	
		40	42.7		90	94	122	10	1200	
DFT*-100-PB-**	100	28	30	34	115	90	114	10	1310 - 1320	
		40	42.7		115	94	122	10	1300	

* Fixing rubber sheet is attached.